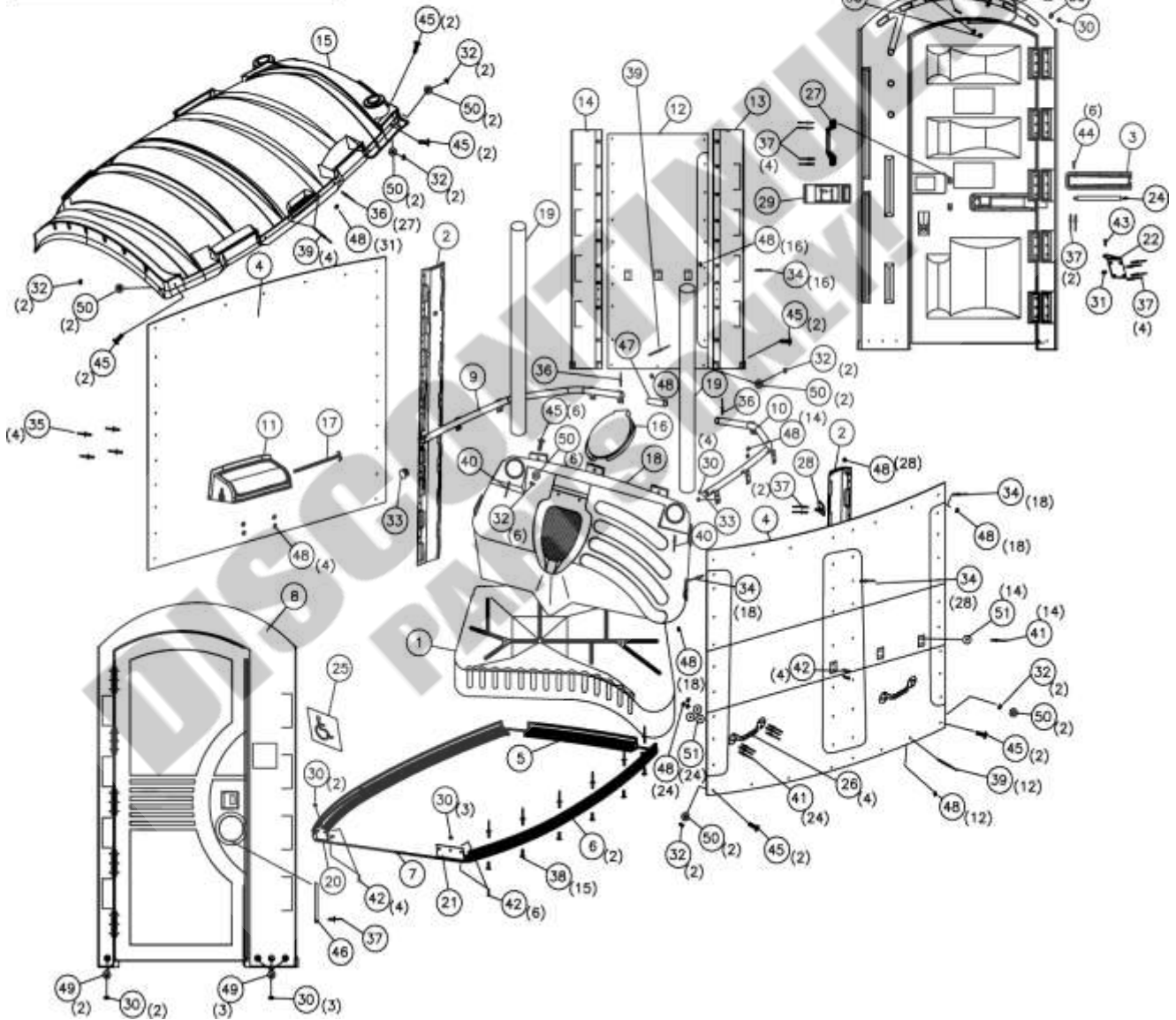
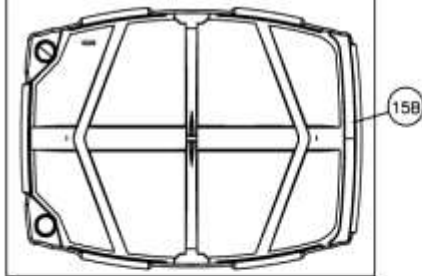


WORLD CARE® MAJOR ASSEMBLY

Discontinued 2014

#18892 WORLD CARE 1 ROOF



WORLD CARE® MAJOR ASSEMBLY

Discontinued 2014

| REV E ITEM # | PART# | QTY PER UNIT | DESCRIPTION | PRICE EACH |
|-----------------|-------|-----------------|--------------------------------------|------------|
| 3 | 18633 | 1 | COVER- WORLD CARE CLOSER | |
| 7 | 18636 | 1 | FLOOR- WORLD CARE | |
| 9 | 18761 | 1 | HANDRAIL- WORLD CARE 2-PC LEFT | |
| 10 | 18762 | 1 | HANDRAIL- WORLD CARE 2-PC RGHT | |
| | 21291 | 3 | HANDRAIL- LIB/FRDM3 PLASTIC | |
| 11 | 22209 | 1 | HOOD- PAPERGRD 3 ROLL DGRY | |
| | 22337 | 1 | KIT- PAPERGRD II 3ROLL PUSHCAP | |
| | 22335 | 1 | KIT- PAPERGRD II 3ROLL POP RVT | |
| | 19408 | 1 | KIT- 4 ROLL TP DISPENSER VERTICAL | |
| 12 | 18674 | 1 | PANEL- WORLD CARE BACK SGRY | |
| 15 | 18684 | 1 | ROOF- WORLD CARE II (91" L X 67 ½ W) | |
| 15B | 18892 | 1 | ROOF- WORLD CARE I (87" L X 63 ¾ W) | |
| 16 | 18757 | 1 | SEAT- ELONG TRS/HT/WC GREY | |
| 17 | 22310 | 1 | SPINDLE- PRGRD II 3 ROLL METAL | |
| | 18696 | 1 | SPINDLE- PAPERGRD 3 ROLL WOOD | |
| 18 | 18699 | 1 | TANK- WORLD CARE 72GAL WO/NTCH | |
| 19 | 18838 | 2 | VENT PIPE- SYN 4X66 GREY | |
| 20 | 18795 | 1 | BRACKET- WCII L.H. | |
| 21 | 18796 | 1 | BRACKET- WCII R.H. | |
| 23 | 18800 | 1 | CABLE- 39in GREY AIRCRAFT | |
| 24 | 18802 | 1 | CLOSURE- WORLD CARE DOOR | |
| 26 | 14611 | 4 | HANDLE- RESTROOM LIFT | |
| 27 | 18708 | 1 | HANDLE- PLASTIC LUGGAGE | |
| 28 | 18712 | 1 | HOOK- BLACK PLASTIC COAT | |
| 29 | 18711 | 1 | LATCH- SLIDING W/ENGLISH LABEL | |
| 30* | 13128 | 16 | NUT- ¼-20 NYLOC | |
| 31* | 14777 | 1 | NUT- #10-24 NYLOC | |
| 32* | 13131 | 18 | NUT- 5/16 NYLOC | |
| 33 | 18894 | 2 | PLUG- 1-1/2 ROUND PLASTIC | |
| 34* | 11024 | 80 | RIVET- #610 AAP | |
| 35* | 11054 | 4 | RIVET- #68 AAL POP | |
| 36 | 14351 | 29 | RIVET- #610 CCP | |
| 37* | 17436 | 13 | RIVET- AVDEL SILVER | |
| 38 | 18797 | 15 | RIVET- 2-PC ALUM | |
| 39 | 18798 | 17 | RIVET- #616 AAL POP | |
| 40* | 18755 | 2 | RIVET- AVDEL SILVER LONG | |
| 41* | 11270 | 38 | RIVET- #68 STNLS | |
| 42* | 18718 | 16 | SCREW- ¼-20 X 1 TRUSS HEAD | |
| 43* | 14985 | 1 | SCREW- #10-24 X 5/8 STNLS PHPN | |
| 44* | 18813 | 6 | SCREW- #10-24 X3/4 TRUSS STNLS | |
| 45 | 16809 | 18 | SCREW- 5/16-18 X 1-1/2 TORX | |
| 46 | 18801 | 1 | TUBE- WORLD CARE DOOR HANDLE | |
| 47 | 18839 | 1 | TUBE- WC HANDRAIL INSERT | |
| 48* | 11315 | 166 | WASHER- 3/16 RIVET STNLS | |
| 49 | 12382 | 5 | WASHER- ¼ FLAT STNLS | |
| 50* | 11368 | 22 | WASHER- 5/16 FLAT STNLS | |
| 51* | 11361 | 38 | WASHER- 3/16 ID FENDER | |
| | 18693 | 1 | INSTRUCTIONS- WORLD CARE (NOT SHOWN) | |

* ONLY SOLD IN MULTIPLES OF 100

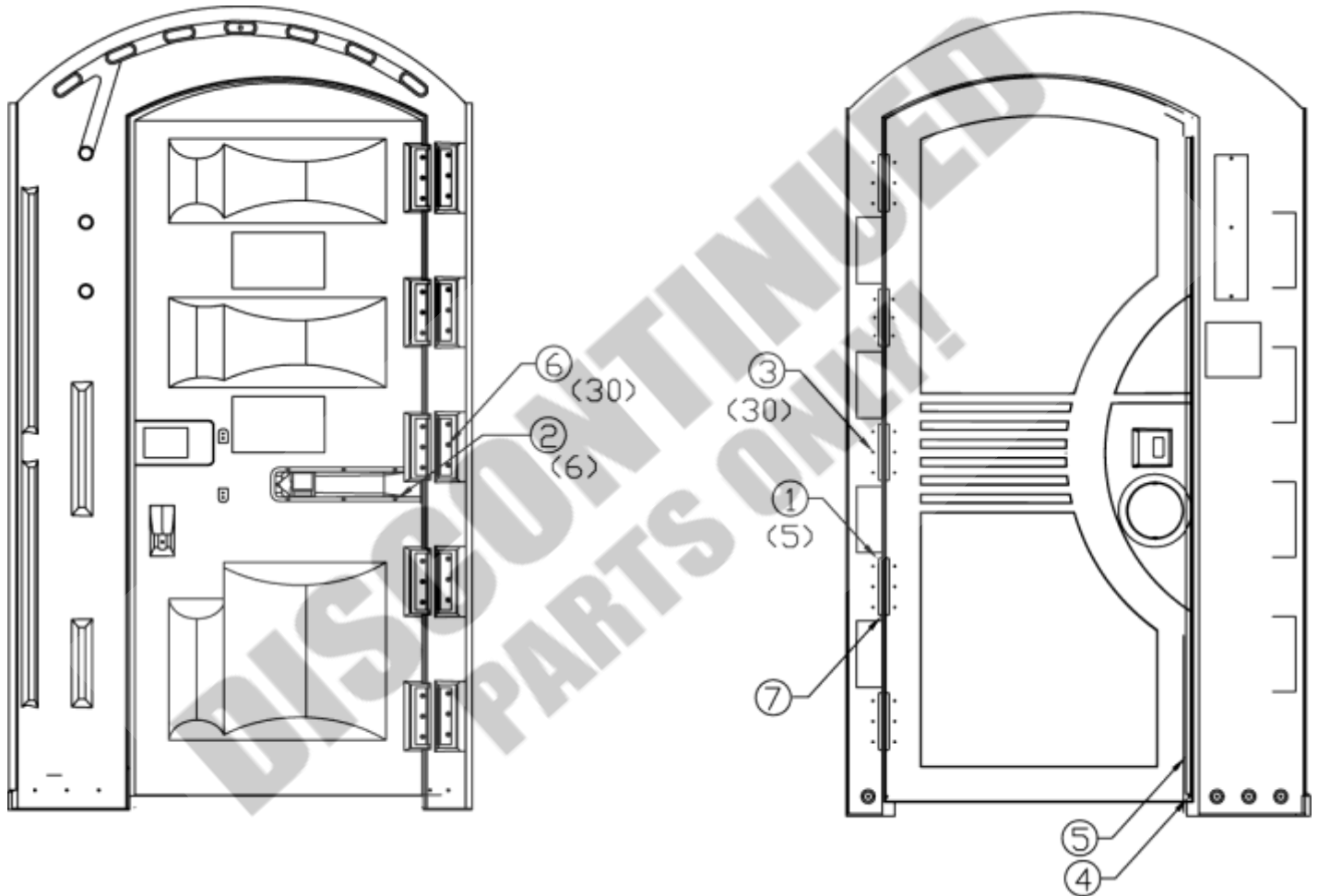
Consult your Area Manager at:

Tel: 1-800-883-1123 (US & Canada) Fax: 1-800-328-3334 (US & Canada) Español: 1-877-452-1187

Website: www.satelliteindustries.com

WORLD CARE® FRONT ASSEMBLY

Discontinued 2014



| REV D ITEM # | PART# | QTY PER UNIT | DESCRIPTION | PRICE EACH |
|-----------------|-------|-----------------|-------------------------------|--------------|
| | 18646 | 1 | FRONT ASSY- WORLD CARE DGRY | NOT SALEABLE |
| 1 | 18733 | 5 | HINGE- SYN DOOR | |
| 2 | 14791 | 6 | INSERT- #10-24 JACK NUT | |
| 3* | 11024 | 30 | RIVET- #610 AAP | |
| 4* | 10804 | 1 | SCREW- #8 X ¾ PHPN TAP | |
| 5 | 18924 | 1 | TUBE- 16GA X ½ SQ X 69 | NOT SALEABLE |
| 6* | 11315 | 30 | WASHER- 3/16 RIVET STNLS | |
| 7 | 18730 | 5 | HINGE PIN- REPLACMNT SYN DOOR | |

* ONLY SOLD IN MULTIPLES OF 100